



colibris[™]
ON DEMAND MANUFACTURING

Carbon footprint report

2022

S T R U C T U R E

01.

About ColibrisODM

02.

GHG accounting methodology

03.

Carbon footprint by Scopes (1, 2 and 3)

04.

Carbon footprint dynamics 2021 - 2022m.

05.

Offsetting

1. ABOUT COLIBRISODM

ColibrisODM (Colibrisodm, UAB) is a web-based sheet metal production platform, which delivers unbeatable speed and flexibility. Quotation and ordering take only several minutes, while metal parts can be delivered to client's doorstep in a week or less. They are able to do this by employing their versatile production partners throughout the Baltics and thoroughly checking the quality before shipment.

ColibrisODM sustainability efforts

ColibrisODM aims to create sustainable business with focus on low environmental impact. Thus they implemented following principles in business relationships and operations:

- **ISO 14001 & 9001.** Most of the suppliers follow the strict ISO 9001 standard for quality management and comply with ISO 14001 environmental practices.
- **Manufactured in EU.** All business partners are from Eastern Europe within a radius of 500km of HQ in Vilnius, Lithuania. Local production contributes to reduced GHG emissions and costs from transportation.
- **Carbon footprint reduction.** Carbon footprint measuring is the first step in carbon footprint reduction journey. ColibrisODM encourages to follow their example their suppliers and partners. Following steps are: to encourage employees to act in an environmentally friendly way; to minimize the environmental impact of commuting; to minimize the environmental impact of business travels; to increase consumption of renewable energy in its own operations and supply chain; to include environmental approach into procedures for public procurement.

Industry overview

Steel production accounts for 8% of total global CO2 emissions. Emissions from steel production must decrease for industry to achieve net-zero emissions by 2050 and for countries to deliver on the commitments made in the Paris Agreement.

Moreover recent studies estimate that the global steel industry may find approximately 14 percent of steel companies' potential value is at risk if they are unable to decrease their environmental impact. Consequently, steel players across the globe, and especially in Europe, are increasingly facing a decarbonization challenge. This challenge is driven by three key developments that go beyond the Paris Agreement:

1. Changing customer requirements and growing demand for carbon-friendly steel products.
2. Further tightening of carbon emission regulations. This is manifested in carbon dioxide reduction targets, as well as rising carbon dioxide emission prices as outlined in the European Green Deal.
3. Growing investor and public interest in sustainability.

2. GHG ACCOUNTING METHODOLOGY

Data contained in this report are for ColibrisODM organization operations. Operational control boundaries were chosen to determine GHG inventory.

The report includes greenhouse gas emissions from operations under ColibrisODM control. Activities covering Scope 1 and Scope 2 are currently not applicable. Activities covering Scope 3 materials, processing and transportation of goods sold, business trips and commuting.

The report disclose data of GHG inventory for a year 2022. ColibrisODM base year is 2021. A base year recalculation is required where there have been structural changes in the organisation that have a significant impact on the company's emissions boundary and/or a change of greater than 10 per cent to total emissions.

ColibrisODM GHG report complies with the GHG Protocol – Corporate Standard (WBCSD and World Resources Institute, 2004) and international standards, including the ISO 14064 and ISO 14040 series and is based on five principles outlined:

- **Relevance:** ensure the green house gas inventory of an organisation appropriately reflects the greenhouse gas emissions attributable to that organisation and serves the decision-making needs of users – both internal and external.
- **Completeness:** account for and report all green house gas emissions sources and activities within the defined boundary of the organisation. Disclose and justify all exclusions.
- **Consistency:** use consistent methodologies to allow for meaningful comparisons of greenhouse gas emissions over time. Transparently document any changes to the data, boundary, methods or any other relevant factors in the time series.
- **Transparency:** compile, analyse and document green house gas information clearly and coherently so that auditors and the public may evaluate its credibility. Disclose any relevant assumptions and make appropriate references to the calculation methodologies and data sources used.
- **Accuracy:** ensure the quantification of green house gas emissions is unbiased (not systematically over or under actual emissions) and uncertainties are reduced as far as practicable. Achieve sufficient accuracy to enable users to make decisions with reasonable assurance as to the integrity of the reported information. Where uncertainty is high, use conservative values and assumptions.

3. CARBON FOOTPRINT BY SCOPES (1, 2 AND 3)

To help differentiate between different emissions sources, emissions are classified into the following scopes (adapted from the GHG Protocol – Corporate Standard (WBCSD and WRI, 2004)):

- Scope 1 emissions include all direct green house gas emissions from sources that are within the organisation’s control boundary. These could be emissions from fuel use, refrigerants and on-site electricity generation.
- Scope 2 emissions include purchased electricity, heat, cooling and steam(i.e. energy produced outside the organisation’s control boundary but used within the organisation).
- Scope 3 emissions are all indirect emissions that occur as a result of the activities of the organisation, but occur from sources outside the organisation’s control boundary.

ColibrisODM GHG inventory by scopes

01 Scope 1 - direct impact
Vehicles used in the operations

02 Scope 2 - indirect impact
Not applicable

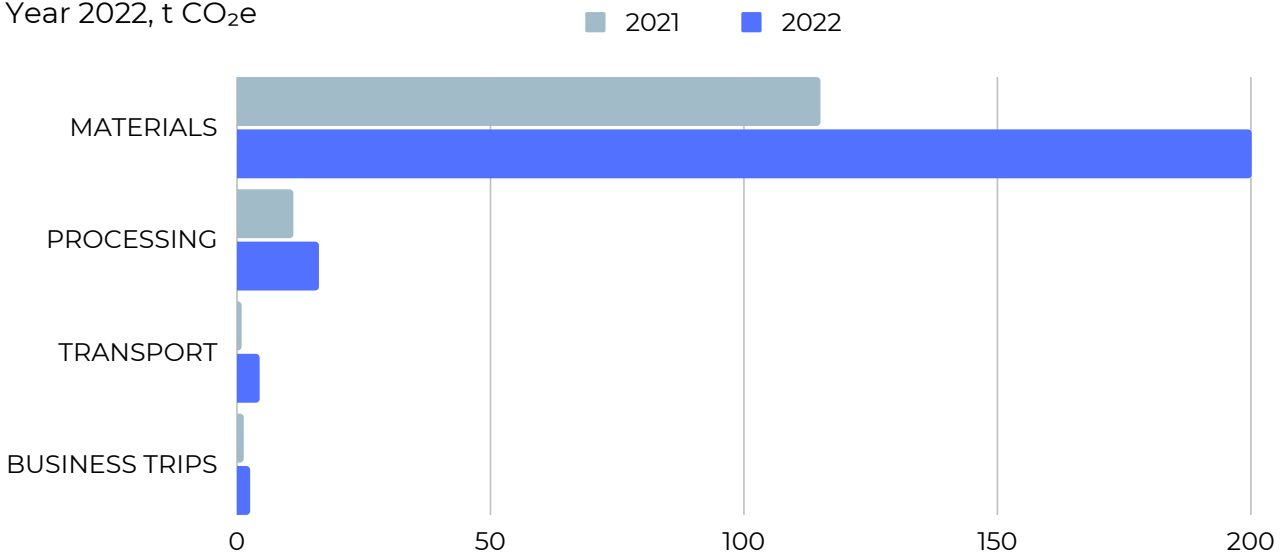
03 Scope 3 - indirect impact
Includes ColibrisODM purchased goods and services, upstream and downstream transportation and business trips

Emissions intensity and productivity / efficiency ratios

Ratio indicators provide information on performance relative to a business type and can facilitate comparisons between similar products and processes over time.

GHG emissions by categories

Year 2022, t CO₂e

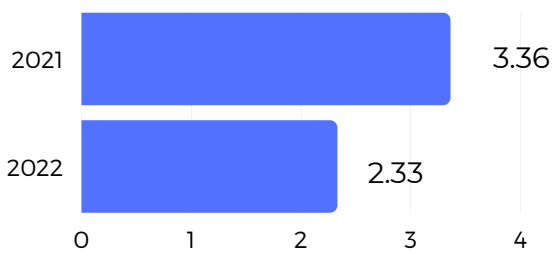


The data presented includes:

- Materials - raw materials emissions
- Processing - use of laser, welding, coating emissions
- Transport - upstream and downstream transportation by activity-based approach
- Business trips - travel emissions for business purposes (flights, car trips etc.)

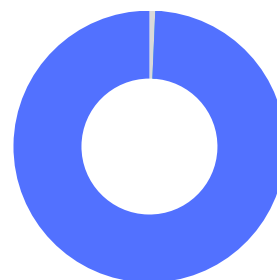
GHG emissions per order

t, CO₂e



GHG emissions by scopes (1-3)

t, CO₂e



Scope 1 - 0.7%
 Scope 2 - 0%
 Scope 3 - 99.3%

Detailed statement of Colibris ODM carbon footprint

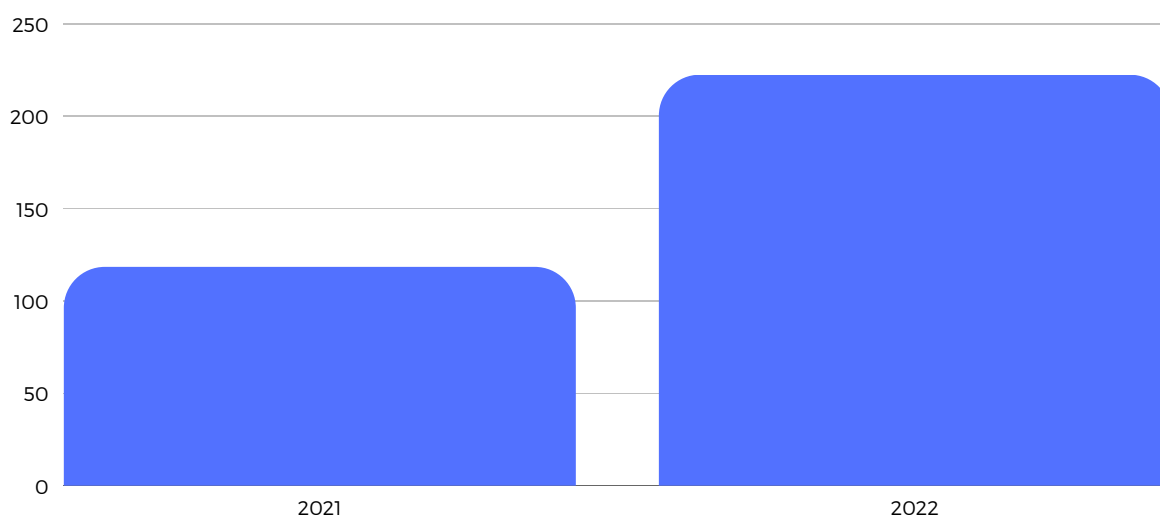
		CO2e, t
Scope 1		
DIRECT IMPACT		
Company facilities, company vehicles		1.522
Scope 2		
INDIRECT IMPACT		
Purchased electricity, steam, heating and cooling for own use		0
Scope 3		
INDIRECT IMPACT		
UPSTREAM ACTIVITIES		
1. Purchased goods and services		215.322
2. Capital goods		0
3. Fuel- and energy related activities		0.363
4. Upstream transportation and distribution		0.793
5. Waste generated in operations		0
6. Business travel		0.822
7. Employee commuting		0
8. Upstream leased assets		0
DOWNSTREAM ACTIVITIES		
9. Downstream transportation and distribution		3.511
10. Processing of sold goods		0
11. Use of sold goods		0
12. End-of-life treatment of sold goods		0
13. Downstream leased assets		0
14. Franchises		0
15. Investments		0
		222.332

4. CARBON FOOTPRINT DYNAMICS 2021 - 2022M.

Supply Chain Emissions a Key Concern Amidst Rapid Growth

The data for Colibris ODM's carbon footprint over the years clearly indicates a significant increase in emissions from 2021 to 2022. In 2021, the company emitted 118.313 metric tons of CO₂, while in 2022, this number surged to 222.332 metric tons of CO₂. The company's growth, evident from the substantial rise in sales revenue few times in 2022, has likely contributed to the increase in emissions. Despite this notable increase in emissions, it is essential to recognize that the growth of emissions was lower than the overall company growth during this period.

Notably, Colibris ODM is a web-based sheet metal production platform, and the majority of its emissions stem from the supply chain rather than its direct operations. This data highlights the importance of addressing emissions from the supply chain and implementing sustainable practices to mitigate the company's environmental impact. As Colibris ODM continues to expand, it should prioritize efforts to reduce its carbon footprint by collaborating with its suppliers and adopting eco-friendly production methods to align with the growing demand for environmentally conscious practices in the industry.



5. OFFSETTING

Since 2021, ColibrisODM has calculated and offset 100% of its carbon footprint.

ColibrisODM offset its footprint with Myliu mišką. Myliu mišką is a non-profit organization whose main goal is to increase the forest area of Lithuania by reducing CO₂ in the atmosphere. They aim to help companies and individuals offset the CO₂ emissions by planting trees. The founders of Myliu mišką are experienced and knowledgeable in the field of forestry, and constantly cooperate with scientists and experts in the field. The organization aims to plant 30 million trees in Lithuania by 2030 and become a reliable platform and partner for individuals and companies that want to voluntarily contribute to the neutralization of CO₂ by planting trees and new forests.

In 2022 ColibrisODM carbon footprint was 222t CO₂e. In order to achieve the goals of the company to minimize its negative impact on environment and to set an example for the industry all emissions were offset by planting 1199 trees.

Myliu mišką offset project complies with the provisions and objectives of the environmental policy of Lithuania and the European Union. Myliu mišką undertakes to maintain and protect the newly planted forest for 8 years before the entry into force of the Law on Forests of the Republic of Lithuania, which ensures that the forest will not be felled.

To find out more about Myliu mišką organization please visit www.myliumiska.lt

222
t CO₂

The total amount ColibrisODM offset for the year 2022 - 100% of their carbon footprint

ABOUT PLANET POSITIVE

We help companies to prepare for a low carbon future.

Planet Positive is a carbon management agency that supports companies to build a roadmap to carbon neutrality and implement an action plan to measure and reduce the carbon footprint while engaging customers, employees and partners.

Planet Positive services include carbon footprint calculation, setting emissions reduction targets, carbon offsetting, and stakeholder engagement.

CONTACT



www.goplanetpositive.com
hello@goplanetpositive.com
+370 629 09192

